



Framework for teaching online – Early Stage 1 –Week 4

- Kindergarten teachers will be posting videos of reading lessons.
- Please refer to our core resource list to support your child’s learning online.
- We can see student progress on Studyladder so there is no need to post your progress on Seesaw.
- You can use the scrapbook or Seesaw as a record of your learning. Make two posts daily on Seesaw.
- Teachers may allocate optional tasks on Seesaw for students to enjoy.

Core Resource List –for week 4

-  say it build it.pdf
Say it, Build it and write it
-  sentence of the day.pdf
Sentence of the Day
- Your sight word list allocated by teacher

- Studyladder
- PM readers online
- Letter Formation booklets (Annotated or paper)
- Number Formation charts



numberof the
daytil10.pdf



number of the day
till100.pdf


- Dice and Number of the Day worksheet
- Any building or play construction materials found around the home.
- Maths Worksheets
- PM online readers
- Watch Phonics- watch YouTube video: <https://www.youtube.com/watch?v=gbG2jyl8600>

	Monday	Tuesday	Wednesday	Thursday	Friday
Task	Can you dress yourself today? Can you tie your shoe laces?	Can you help make lunch?	Can you make your bed today?	Can you set the table for dinner tonight?	Can you organise your toys or books?
English	<p>1. Sight words</p> <p>Choose any activity from the Work on Words grid</p>	<p>1. Sight words</p> <p>Choose any activity from the Work on Words grid</p>	<p>1. Sight words</p> <p>Choose any activity from the Work on Words grid</p>	<p>1. Sight words</p> <p>Choose any activity from the Work on Words grid</p>	<p>1. Sight words</p> <p>Choose any activity from the Work on Words grid</p>

<p>2. Recount Writing Draw a picture of one thing you did on the weekend. Make sure in your picture you include who, what, when and where. Talk about your picture to an adult at home. Write a sentence or sentences about your drawing. For example, <i>"On the weekend I went to the park with my mum. We played with our dog. It was so much fun."</i> Focus on writing down the sounds that you hear in words on your own.</p> <p>3. PMreaders Log on to PM readers and read 2 books. Make sure you turn off the sound and try to use strategies to word out the unknown words.</p> <p>4. Phoneme (ll)</p>	<p>2. Writing Write a sentence about the book you read on PMreaders. Make sure you include some sight words. Focus on writing down the sounds that you hear in a word on your own.</p> <p>3. PMreaders Log on to PM readers and read 2 books. Make sure you turn off the sound and try to use strategies to word out the unknown words.</p> <p>4. Phoneme (ff)</p>	<p>2. Writing Write a sentence about the book you read on PMreaders. Make sure you include some sight words. Focus on writing down the sounds that you hear in words on your own.</p> <p>3. PMreaders Log on to PM readers and read 2 books. Make sure you turn off the sound and try to use strategies to word out the unknown words. *Read one easy level and one challenging level.</p> <p>4. Phoneme (ss) – Phonics- watch YouTube video: https://www.youtube.com/watch?v=qbG2jyl8600 -Complete phonics activity worksheets for phoneme ss</p> <p>Optional</p> <ul style="list-style-type: none"> • Watch Phonics video to practice your letters and 	<p>2.Writing Listen to a story on storyline online and write a sentence about it. Focus on writing your sight words correctly without help.</p> <p>3.PMreaders Log on to PM readers and read 2 books. Make sure you turn off the sound and try to use strategies to word out the unknown words. *Read one easy level and one challenging level.</p> <p>4.Phoneme (zz) – watch YouTube video:</p>	<p>2. Writing Draw a picture of whatever you like. Make sure to include a lot of detail. Talk about what you have drawn to a family member. Focus on writing your sight words correctly without help.</p> <p>3. PMreaders Log on to PM readers and read 2 books. Make sure you turn off the sound and try to use strategies to word out the unknown words. *Read one easy level and one challenging level.</p> <p>Phonics video to practice your letters and sounds: https://www.youtube.com/watch?v=XUvlnKMSVD</p>
---	---	---	---	---

	<ul style="list-style-type: none"> - Phonics- watch YouTube video: https://www.youtube.com/watch?v=gbG2jyl8600 - Complete phonics activity worksheets for phoneme ll <p>Optional:</p> <ul style="list-style-type: none"> • Watch Phonics video to practice your letters and sounds: https://www.youtube.com/watch?v=XUvlnKMSVDQ 	<ul style="list-style-type: none"> - Watch YouTube video: https://www.youtube.com/watch?v=gbG2jyl8600 -Complete phonics activity worksheets for phoneme ff <p>Optional</p> <ul style="list-style-type: none"> - Watch Phonics video to practice your letters and sounds: https://www.youtube.com/watch?v=XUvlnKMSVDQ 	<p>sounds: https://www.youtube.com/watch?v=XUvlnKMSVDQ</p>	<p>https://www.youtube.com/watch?v=gbG2jyl8600</p> <p>-Complete phonics activity worksheets for phoneme zz</p> <p>Optional:</p> <ul style="list-style-type: none"> • Watch Phonics video to practice your letters and sounds: https://www.youtube.com/watch?v=XUvlnKMSVDQ 	
--	---	--	--	---	--

	Monday	Tuesday	Wednesday	Thursday	
Break	Eat your recess and skip or run	Eat your recess and play a game with a family member	Eat your recess and play with a tennis ball or big ball	Eat your recess and play a game with your family	Eat your recess and find a fun activity that you like doing together.
Maths	<p>1. Maths Warm Up 5-10 minutes of Warm up slides on SeeSaw (free choice)</p> <p>2. Tiny Ten Frame addition: Watch Video on See Saw then choose a number of your own</p> <p>3. Twinkle Twinkle ? Complete Worksheet attached in see- saw then complete assigned maths acitivity on Seesaw</p>	<p>1. Studyladder Log on to study ladder. Complete 3- 4 mathematics tasks on study ladder.</p> <p>2. Card Place Value Watch SeeSaw video</p> <p>3. How Many? Complete worksheet attached on SeeSaw Complete assigned maths activity on Seesaw</p>	<p>1. Maths Warm Up 5-10 minutes of Warm up slides on SeeSaw (free choice)</p> <p>2. Patterns Complete Attached Worksheet on Seesaw</p> <p>3. Length</p> <ul style="list-style-type: none"> - Use the Length Sight word list- Use words from list in sentences attached to complete the sheet in see saw - Complete assigned Maths activity on see saw 	<p>1. Studyladder Log on to study ladder. Complete 3- 4 mathematics tasks on study ladder.</p> <p>2. Working Mathematically ? Complete worksheet attached in See Saw. Then complete assigned Maths activity on see saw</p>	<p>1. Maths Warm up Up 5-10 minutes of Warm up slides on SeeSaw (free choice)</p> <p>2. Length Read the Length Sight word List Video yourself using 10 of the sight words in sentences. Post on See saw Complete assigned tasks on SeeSaw.</p>
	Monday	Tuesday	Wednesday	Thursday	Friday

Break	Eat your lunch and play a game	Eat your lunch and dance to your favourite Just Dance YouTube song	Eat your lunch and call one of your friends on the phone	Eat your lunch and dance to your favourite Just Dance-Go Noodle Dance	Eat your lunch and watch something in nature that interests you
Other KLA's	<p>HSIE</p> <p>Geography</p> <p>Think about the places you belong to. I.e. school, dancing, soccer, family/home etc</p> <ul style="list-style-type: none"> • Draw these places in your book. • Describe how they make you feel like you belong. <p>Discuss with your parent/carer/teacher how you could help make other children feel like they belong.</p>	<p>Music</p> <p>Find some sources of percussion/sound around the house i.e. pots, pans, buckets.</p> <p>Sort these into loud and soft noises.</p> <p>Use one or more of these sounds to create a short musical piece.</p>	<p>Science</p> <p>Draw yourself doing an activity on hot, rainy, windy and cold days. They answer the following questions:</p> <ul style="list-style-type: none"> • Where are you? • What are you wearing? • What are you doing? 	<p>Fitness Challenge</p> <p>Make a friendly high five hand, by tracing around your own/or your parents'/carers hand on a piece of paper.</p> <p>On each finger write a quality of a good friend.</p> <p>Fitness</p> <p>Toss and Catch:</p> <p>With a partner, practise throwing and catching.</p> <p>Challenge:</p> <ul style="list-style-type: none"> • clap before catching, • catch with one hand. • How many times can you catch the ball in a row before you drop it. 	<p>Art</p> <p>Using a piece of paper (approx, A4 size). Draw a spider web with a black marker/pencil.</p> <p>Colour in sections of the web different colours. Make sure you have a spider in your web.</p>  <p>Optional: look up some facts about spiders.</p>