

Framework for teaching – Stage 1 (Year 1) Term 1 Week 11

You will not need access to a digital device to complete the following activities. You may need help from a parent/carer. Please complete the activities in your homework book or any paper you can access.

Feel free to use www.getepic.com for story books if you do not have new texts to read (you will need to make a free account).

Week 11 Spelling (Revision)		
Word Families	Sight Words	Rule Words
shut	out	friends
frog	because	beaches
slug	also	running
spin	who	swimming

	Monday	Tuesday	Wednesday	Thursday
Task	Have you made your bed?	Is your bedroom clean and tidy?	Help your parents put away the dishes.	Help set the table before dinner.


<p>Morning</p>	<p>English</p> <p>Spelling:</p> <ul style="list-style-type: none"> • Read your spelling words aloud and practise writing on paper. <p>Reading/Writing:</p> <ul style="list-style-type: none"> • Choose a book from PM online(or a book of your own choice) and read aloud to someone • Draw a picture of your favourite part of the story and describe what you have drawn 	<p>English</p> <p>Spelling:</p> <ul style="list-style-type: none"> • Practise your spelling words by writing a sentence for each word. <p>Reading/Writing:</p> <ul style="list-style-type: none"> • Reread the book your read yesterday (PM online or own choice). You may like to record your reading for your teacher to listen to. • Draw a picture of one of the settings in the story then write a description of where it is and what happened there. 	<p>English</p> <p>Spelling:</p> <ul style="list-style-type: none"> • Practise writing your spelling words by listing them in alphabetical order <p>Reading/Writing:</p> <ul style="list-style-type: none"> • Choose a new book from PM online and read aloud to someone (or choose a new book of your own choice) • Design a new front cover for the book you have read. Don't forget the title and author! • Write a retell of the book you have read. What happened in the beginning, middle and end? 	<p>English</p> <p>Spelling:</p> <ul style="list-style-type: none"> • Write your spelling words in rainbow writing <p>Reading/Writing:</p> <ul style="list-style-type: none"> • Reread the book your read yesterday (PM online or own choice). You may like to record your reading for your teacher to listen to. • Give the book you have read marks out of ten and explain why you gave it that mark. • Write a letter to you teacher telling them about your favourite things in Year 1 so far.
<p>Break</p>	<p>Break</p>	<p>Break</p>	<p>Break</p>	<p>Break</p>
<p>Middle</p>	<p>Mathematics</p> <p>Practise writing numbers 1 – 40 either on paper, whiteboard or iPad.</p> <p>Time: Create a timetable for a day. What time will you wake up? What time will you eat breakfast? etc</p>	<p>Mathematics</p> <p>Practise writing numbers 1 – 40 either on paper, whiteboard or iPad.</p> <p>Multiplication: You will need two dice for this activity. Roll the first dice and draw circles to represent groups. Roll the second dice and put this amount in each of the groups. And complete the following</p>	<p>Mathematics</p> <p>Practise writing numbers 1 – 40 either on paper, whiteboard or iPad.</p> <p>Addition</p> <p>Find 2 dice or a deck or cards (numbers only). Roll the dice or select 2cards from the deck. Write and</p>	<p>Mathematics</p> <p>Practise writing numbers 1 – 40 either on paper, whiteboard or iPad.</p> <p>Subtraction</p> <p>Find 2 dice or a deck or cards (numbers only). Roll the dice or select 2 cards from the deck. Write and draw your subtraction</p>

	<p>Fitness – choose one</p> <p>PE with Joe</p> <p>https://www.youtube.com/watch?v=Uy1yab7jAcU</p> <p>Go Noodle</p> <p>https://www.youtube.com/user/GoNoodleGames</p> <p>OR</p> <p>go for a walk around the block with an adult.</p>	<p>sentence. I made ___ groups of ___ and the total is ____.</p> <p>Fitness – choose one</p> <p>PE with Joe</p> <p>https://www.youtube.com/watch?v=Uy1yab7jAcU</p> <p>Go Noodle</p> <p>https://www.youtube.com/user/GoNoodleGames</p> <p>OR</p> <p>go for a walk around the block with an adult.</p>	<p>draw your addition number sentence.</p> <p>E.g. $4+4=8$</p> <p>Complete 6 number sentences.</p> <p>Fitness – choose one</p> <p>PE with Joe</p> <p>https://www.youtube.com/watch?v=Uy1yab7jAcU</p> <p>Go Noodle</p> <p>https://www.youtube.com/user/GoNoodleGames</p> <p>OR</p> <p>go for a walk around the block with an adult.</p>	<p>number sentence. Make sure the largest number is first.</p> <p>E.g.</p> <p>$6-2=4$</p> <p>Complete 6 number sentences.</p> <p>Fitness – choose one</p> <p>PE with Joe</p> <p>https://www.youtube.com/watch?v=Uy1yab7jAcU</p> <p>Go Noodle</p> <p>https://www.youtube.com/user/GoNoodleGames</p> <p>OR</p> <p>go for a walk around the block with an adult.</p>
Break	Break	Break	Break	Break
Afternoon	<p>Science</p> <p>Make a poster of how to care for a living thing (animal, pet, plant) and post a photo of it to Seesaw.</p>	<p>Visual Arts</p> <ul style="list-style-type: none"> Take some paper outside and do a landscape drawing OR use some chalk to draw patterns, pictures and words on the ground. 	<p>Geography</p> <ul style="list-style-type: none"> Film a weather report. Where are you? What is the weather like? What is your prediction for the weather tomorrow? Post to Seesaw for us to see. 	<p>Easter Craft</p> <ul style="list-style-type: none"> Complete one of the aster Craft activities. You may also want to colour in an Easter egg. <p>Have a great long weekend and a fantastic holiday</p> <p>?</p>

Easter Themed Basket Craft

Instructions:

1. Colour in the basket and the handle.
2. Cut out and fold on the dotted lines.
3. Glue the sides together and staple on the handle.
4. Fill your box with Easter goodies.




visit [twinkl.com](https://www.twinkl.com)



Easter Themed Basket Craft


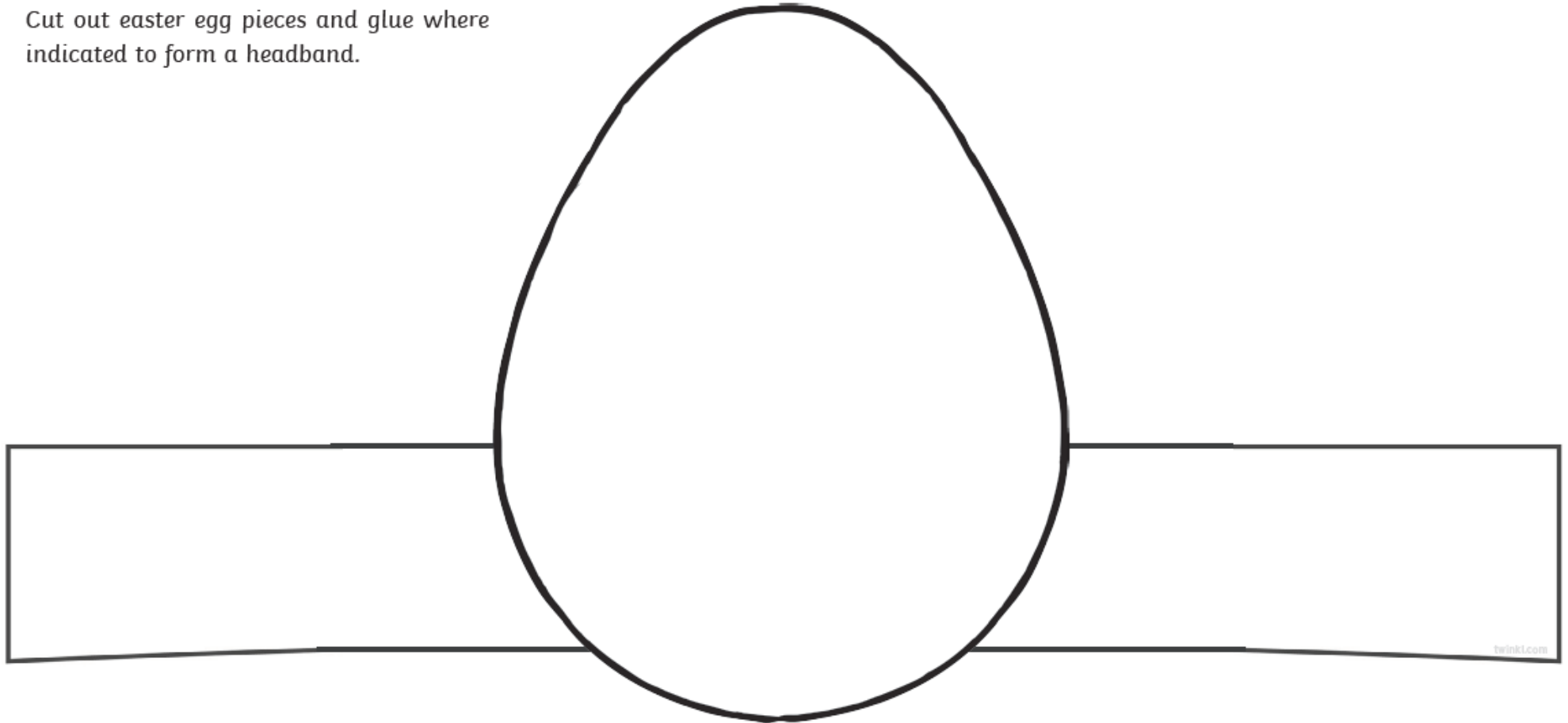
Instructions:

1. Colour in the basket and the handle.
2. Cut out and fold on the dotted lines.
3. Glue the sides together and staple on the handle.
4. Fill your box with Easter goodies.



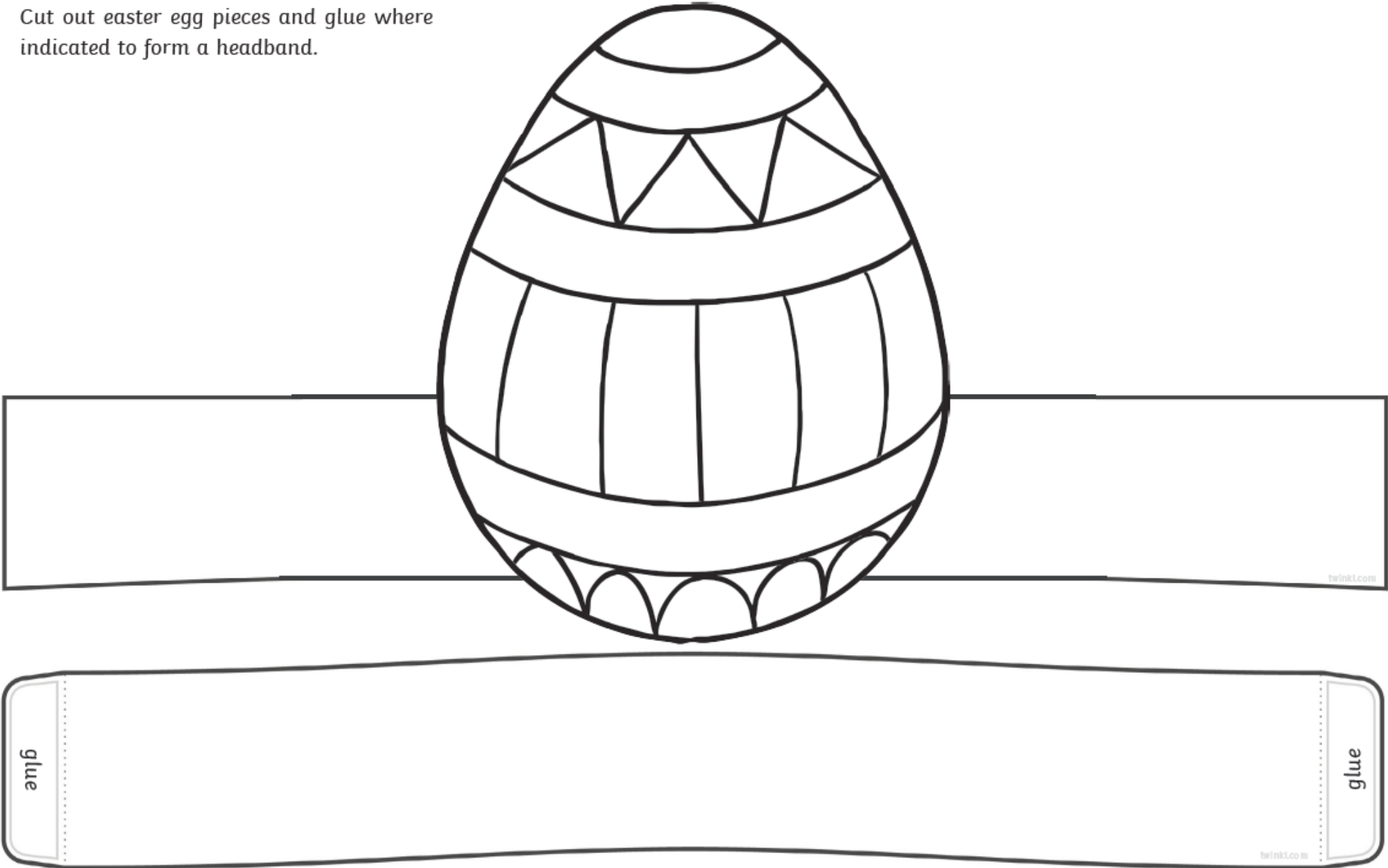
Easter Hat Templates



Cut out easter egg pieces and glue where indicated to form a headband.



Easter Hat Templates

Cut out easter egg pieces and glue where indicated to form a headband.



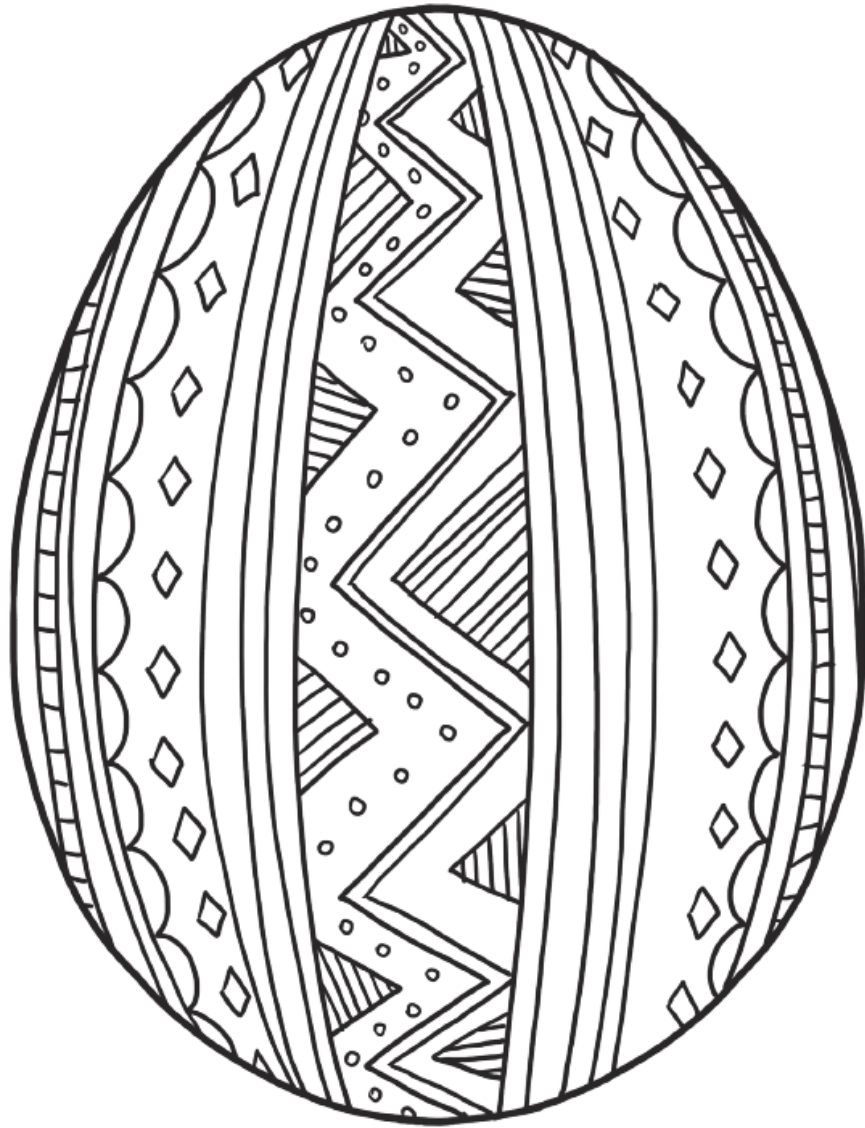


visit [twinkl.com](https://www.twinkl.com)



visit [twinkl.com](https://www.twinkl.com)





Year 1 Extra Activity Box

Do some exercise	Draw or paint a picture	Look for bugs and write about it (be careful and don't touch them)	Do a jigsaw puzzle	Make a joke book
Try some origami	Go onto StudyLadder and complete an activity	Plan and hold a picnic	Learn a new card game	Play dress ups
Choreograph a dance	Play a board game	Have a paper plane contest	Write a letter to your teacher, grandparents or a friend	Be the teacher- teach your parents something new
Handwriting letter a day	Do some yoga on cosmic kids	Silent reading	Complete a SeeSaw activity	Make a cubby house